

Scaled data based on original data using
LM-79-08 Approved Method: Electrical and Photometric Measurements of Solid-
State Lighting Products

Test Report Prepared for
Cooper Lighting Solutions
(formerly Eaton)

Brand: McGRAW-EDISON

Report Number: P940033

Luminaire Tested: **GALN-SB2D-930-U-T1**

Issue Date: 1/21/2025

Test Information

Test Method: LM-79-08
Report Number: P940033
TEST IS SCALED FROM IESNA LM-79-08 TEST DATA (G2-2405-108-2)
Test Lab: INNOVATION CENTER
Issue Date: 1/21/2025
Manufacturer: COOPER LIGHTING SOLUTIONS (FORMERLY EATON)
Product Line: MCGRAW-EDISON
Catalog Number: GALN-SB2D-930-U-T1
Description: GALLEON AREA AND ROADWAY HIGH DENSITY LED LUMINAIRE
(2) 90 CRI, 3000K, 900mA LIGHTSQUARES WITH 26 LEDS EACH AND TYPE I OPTICS
Light Source: -
Ballast/Driver: -

Summary

Lumens per Lamp: N/A
Luminaire Lumens: 14005 lumens
Efficiency: N/A
Efficacy: 94.9 lumens/watt
Luminous Opening: Rectangular (W 0.5' x L: 1' x H: 0')
IES Classification: Type I - Short
BUG Rating: B4 - U0 - G4

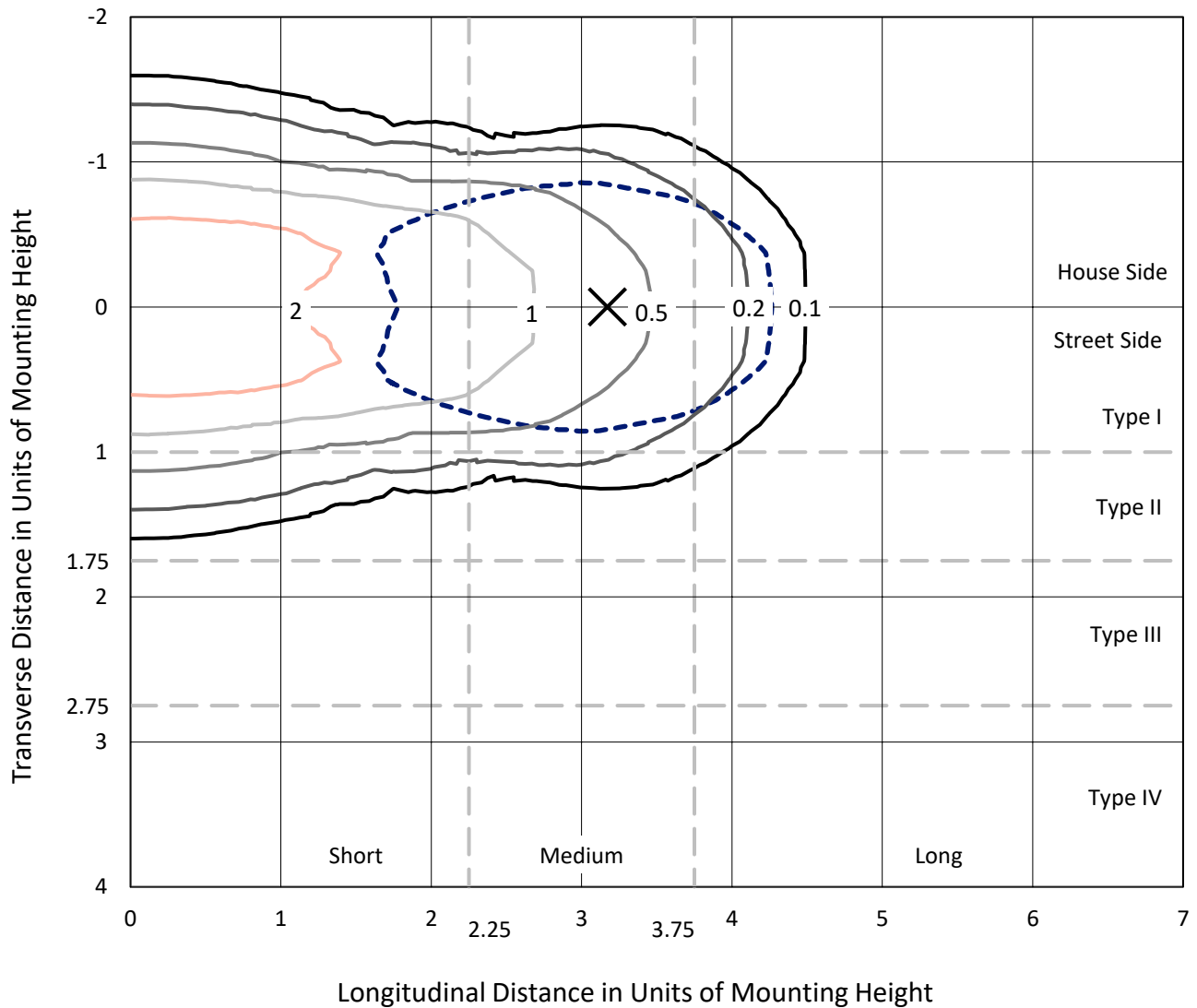
Input Watts (W): 147.6
Input Voltage (V): NR
Input Current (Ain): NR
Voltage Rise (V): NR
Power Factor: NR
Total Harmonic Distortion (THDi): NR
Frequency (hertz): 60
Stabilization Time: NR
Operation Time: NR
Ambient Temperature (°C): NR
Test Distance: 24 FT



REPORT NUMBER: P940033
 CATALOG NUMBER: GALN-SB2D-930-U-T1

Iso-Footcandle Lines of Horizontal Illumination

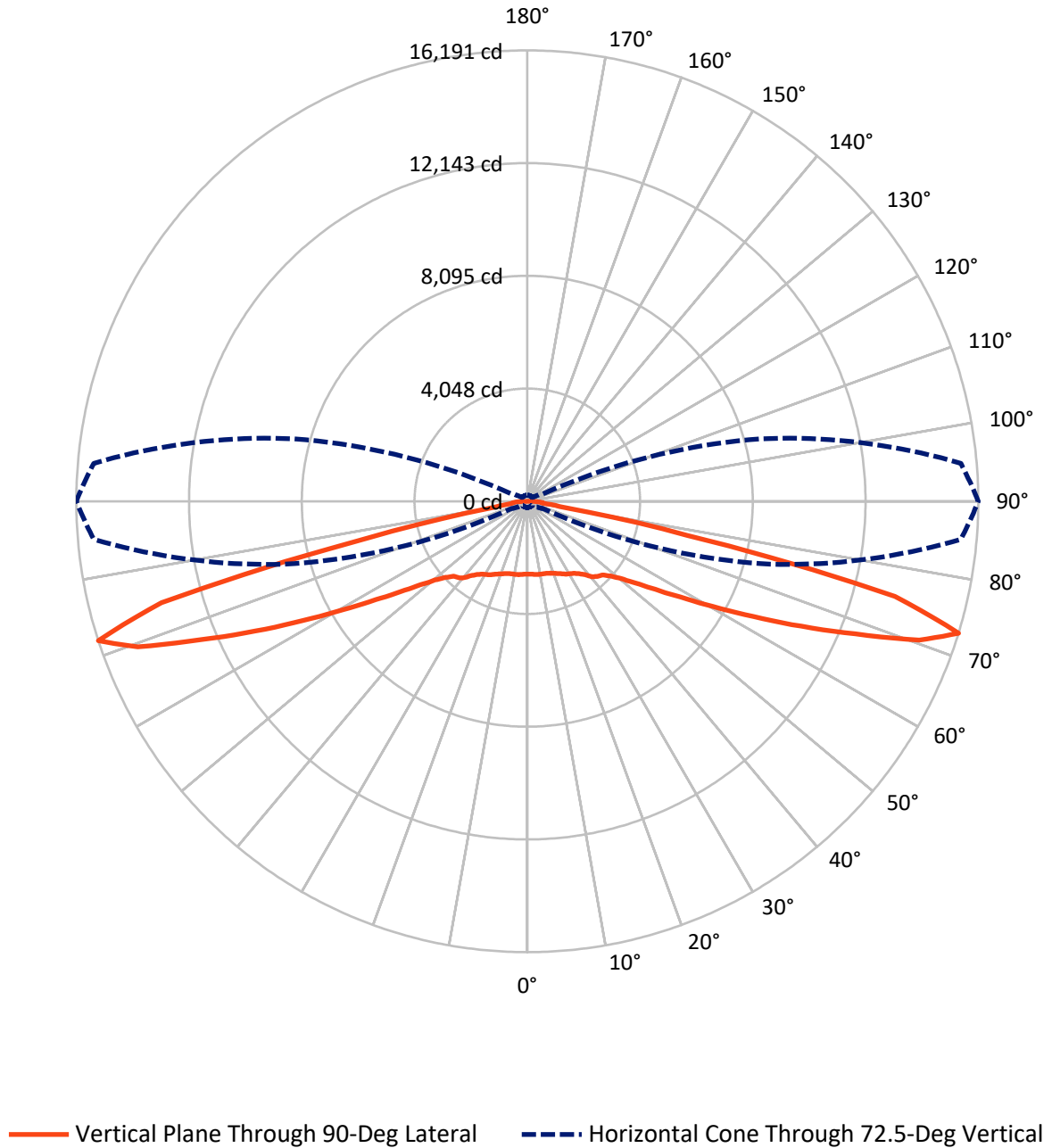
× Max cd
 - - - 1/2 Max cd



Based on 25 foot mounting height. Maximum calculated value = 4.2 fc
 Type I - Short - N/A

REPORT NUMBER: P940033
CATALOG NUMBER: GALN-SB2D-930-U-T1

Luminous Intensity Polar Plot



REPORT NUMBER: P940033
 CATALOG NUMBER: GALN-SB2D-930-U-T1

FLUX DISTRIBUTION:

		Downward	Upward	Total
House Side	Lumens	7002.5	0.0	7002.5
	% Fixture	50.0	0.0	50.0
Street Side	Lumens	7002.5	0.0	7002.5
	% Fixture	50.0	0.0	50.0
Total	Lumens	14005.0	0.0	14005.0
	% Fixture	100.0	0.0	100.0

ZONAL LUMENS:

Zone	Lumens	% Fixture
0°-10°	253.7	1.8
10°-20°	775.9	5.5
20°-30°	1293.7	9.2
30°-40°	1779.2	12.7
40°-50°	2172.9	15.5
50°-60°	2513.2	17.9
60°-70°	2996.6	21.4
70°-80°	2091.4	14.9
80°-90°	128.5	0.9
90°-100°	0.0	0.0
100°-110°	0.0	0.0
110°-120°	0.0	0.0
120°-130°	0.0	0.0
130°-140°	0.0	0.0
140°-150°	0.0	0.0
150°-160°	0.0	0.0
160°-170°	0.0	0.0
170°-180°	0.0	0.0
0°-90°	14005.0	100.0
0°-180°	14005.0	100.0

Coefficient of Utilization



REPORT NUMBER: P940033

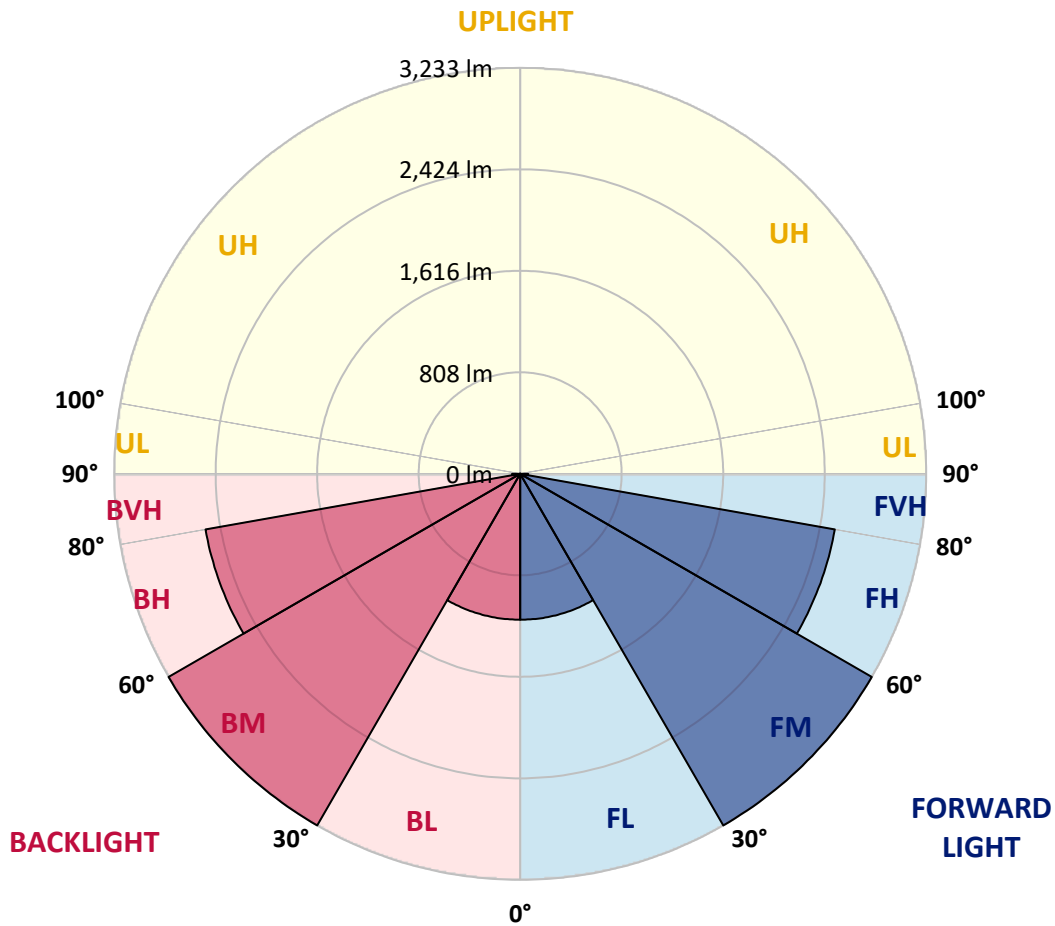
CATALOG NUMBER: GALN-SB2D-930-U-T1

LUMINAIRE CLASSIFICATION SYSTEM LUMEN TABLE AND BUG RATING:

Zone	Lumens	% Fixture	Zone Rating/Lumen Limit		
			B	U	G
FL (0°-30°)	1161.6	8.3			
FM (30°-60°)	3232.6	23.1			
FH (60°-80°)	2544.0	18.2			G2/5000
FVH (80°-90°)	64.2	0.5			G1/100
BL (0°-30°)	1161.6	8.3	B3/2500		
BM (30°-60°)	3232.6	23.1	B3/5000		
BH (60°-80°)	2544.0	18.2	B4/5000		G4/5000
BVH (80°-90°)	64.2	0.5			G1/100
UL (90°-100°)	0.0	0.0		U0/0	
UH (100°-180°)	0.0	0.0		U0/0	

BUG Rating: B4-U0-G4

Type I Short



REPORT NUMBER: P940033

CATALOG NUMBER: GALN-SB2D-930-U-T1

CANDELA DISTRIBUTION (FULL):

	0°	5°	15°	25°	35°	45°	55°	65°	75°	85°
0°	2617.0	2617.0	2617.0	2617.0	2617.0	2617.0	2617.0	2617.0	2617.0	2617.0
2.5°	2619.2	2622.2	2622.2	2620.0	2625.2	2620.7	2620.7	2618.5	2620.7	2618.5
5°	2632.6	2636.3	2637.8	2637.1	2643.8	2640.1	2640.1	2637.1	2637.8	2635.6
7.5°	2657.9	2663.1	2666.1	2669.8	2679.5	2675.0	2672.1	2663.1	2659.4	2653.5
10°	2666.1	2672.1	2681.7	2701.1	2723.4	2724.2	2715.2	2692.9	2675.8	2662.4
12.5°	2640.8	2649.0	2669.1	2708.5	2758.4	2778.5	2764.4	2727.1	2693.6	2669.8
15°	2608.8	2617.7	2648.2	2707.8	2781.5	2828.4	2826.9	2777.8	2724.2	2686.9
17.5°	2558.9	2567.9	2611.8	2695.1	2799.3	2876.7	2897.6	2847.0	2771.8	2721.9
20°	2468.9	2477.1	2538.1	2654.9	2805.3	2928.1	2982.4	2937.8	2844.0	2776.3
22.5°	2352.0	2364.7	2436.1	2585.7	2791.1	2981.7	3079.2	3048.7	2928.1	2834.3
25°	2227.0	2240.4	2323.7	2500.9	2754.7	3020.4	3193.8	3174.5	3023.4	2906.5
27.5°	2119.0	2133.2	2224.0	2416.8	2698.1	3035.3	3307.0	3316.6	3138.7	2986.2
30°	2034.2	2047.6	2144.3	2349.0	2625.2	3020.4	3405.9	3472.9	3256.3	3055.4
32.5°	1941.2	1958.3	2060.2	2266.4	2538.8	2984.7	3492.3	3641.9	3392.5	3129.8
35°	1823.6	1839.2	1946.4	2153.3	2425.7	2927.4	3564.5	3829.5	3587.6	3242.9
37.5°	1680.6	1695.5	1802.0	2011.9	2313.3	2847.0	3619.6	4040.8	3819.8	3405.9
40°	1537.0	1551.1	1650.9	1854.1	2178.6	2744.3	3638.9	4247.8	4086.2	3630.0
42.5°	1405.3	1417.9	1509.5	1698.5	2027.5	2613.3	3613.6	4427.9	4325.2	3786.3
45°	1283.9	1295.1	1376.2	1552.6	1870.4	2454.0	3537.7	4621.4	4609.5	3897.9
47.5°	1145.5	1156.7	1240.8	1411.2	1713.4	2267.2	3408.9	4811.9	5004.7	4151.0
50°	976.5	986.2	1072.5	1248.2	1550.4	2068.4	3230.3	4961.5	5503.4	4534.3
52.5°	776.3	786.7	870.8	1046.5	1356.9	1854.8	2995.1	5059.1	6079.5	5094.0
55°	577.6	585.0	658.0	815.8	1117.2	1611.4	2700.3	5086.6	6733.0	5859.2
57.5°	419.0	423.5	470.4	588.0	847.0	1307.0	2342.3	5015.1	7510.8	6840.2
60°	339.4	340.9	355.0	407.1	588.7	963.1	1909.9	4769.5	8354.8	8104.8
62.5°	308.1	308.1	311.9	326.0	398.2	635.6	1386.6	4260.4	9259.9	9702.8
65°	286.6	286.6	288.0	294.7	314.1	404.9	875.3	3431.3	10022.8	11574.7
67.5°	267.2	268.0	267.2	269.4	280.6	299.2	507.6	2369.9	10433.7	13514.4
70°	247.1	248.6	244.9	244.9	253.8	254.6	317.8	1299.6	10092.8	15139.9
72.5°	223.3	225.5	219.6	218.1	224.8	221.8	238.9	623.7	8665.2	15625.2
75°	202.5	205.4	192.0	188.3	188.3	186.1	194.3	320.1	5624.0	12746.3
77.5°	183.8	189.8	168.2	156.3	153.3	146.6	158.5	195.8	2459.9	5984.2
80°	151.8	160.0	138.4	124.3	119.1	111.6	125.0	137.0	731.7	1389.6
82.5°	113.1	116.9	98.2	88.6	84.1	78.9	93.8	95.3	238.2	492.0
85°	72.2	73.7	60.3	52.1	49.9	47.6	59.5	52.1	90.8	361.7
87.5°	25.3	29.0	23.1	20.8	22.3	18.6	27.5	15.6	25.3	255.3
90°	0.0	0.0	0.0	0.0	0.0	0.0	0.0	0.0	0.0	0.0

(END C

90°

2617.0
2618.5
2635.6
2653.5
2660.2
2666.1
2681.0
2713.7
2763.6
2817.2
2882.7
2960.9
3018.9
3083.7
3191.6
3337.5
3557.0
3692.5
3771.4
4005.1
4351.2
4868.5
5577.1
6485.1
7657.4
9103.6
10817.0
12696.4
14924.8
16190.9
13633.5
5859.9
1330.8
556.0
525.5
316.3
0.0

OF REPORT)